

Big Booth Performance in a Small Package



Ductless Models

- ETL Certified for Limited Spray Applications
- No permits required in most applications
- Simple to operate and easy to maintain
- Captures and contains over 99% of harmful solid particulate (overspray)
- 12" V-Bank Carbon filter to reduce fumes
- Increases worker Life, Health & Safety
- Easy to move around your facility
- 18 gauge G90 Prime U.S.A. steel









Ducted Models

- ETL Certified to NFPA 33 for unlimited spraying volume
- May require permits
- Simple to operate and easy to maintain
- NESHAP exhaust filtration
- Ducts out to remove most fumes
- Increases worker Life, Health & Safety
- Permanent paint station
- 18 gauge G90 Prime U.S.A. steel



Our Booths are Built to *Run!*

Ductless Models

SPB-30	SPB-52	SPB-76	SPB-30F	SPB-52F	SPB-76F		
							
Spray Area Dimensions			Outer Booth Dimensions			Airflow	
Model	Width	Height	Depth	Width	Height	Depth	Drive Motor Specifications
SPB - 30	30"	42"	30"	35"	92"	60"	½ Hp Single Ph Motor / 8.6 FLA
SPB - 52	52"	42"	30"	57"	92"	61¾"	1 Hp 3 Ph Motor / 10.8 FLA
SPB - 76	76"	42"	30"	85½"	92"	63¾"	1½ Hp Single Ph Motor / 14.6 FLA
SPB - 30F	30"	77⅞"	30"	39½"	92"	64⅛"	1 Hp 3 Ph Motor / 2 Hp VFD / 10.8 FLA
SPB - 52F	52"	77⅞"	30"	61½"	92"	63¾"	1½ Hp 3 Ph / 2 Hp VFD / 14.6 FLA
SPB - 76F	76"	77⅞"	30"	85½"	92"	66⅛"	1½ Hp 3 Ph Motor / 2 Hp VFD / 14.6 FLA

Ductless Standard Equipment







- 18 Gauge galvanized steel construction.
- Class I, Division II LED UL Listed lighting fixture.
- Custom 4 Stage filtration.
- Fan, motor, manometers, and 4 castor wheels (2 locking wheels).
- All parts, switches, hardware, and wire assemblies for complete assembly.
- A Variable Frequency Drive (VFD) is standard on SPB-76 and all "F" (Floor Length) models.



Available Upgrades

- Plug and Play package - Completely assembled and wired (not available for "EXTENDED" models).
- Bright White Powder Coating Package.

Ducted Models (duct not included)

SPB-30-D	SPB-52-D	SPB-76-D	SPB-30F-D	SPB-52F-D	SPB-76F-D		
							
Spray Area Dimensions			Outer Booth Dimensions			Airflow	
Model	Width	Height	Depth	Width	Height	Depth	Drive Motor Specifications
SPB - 30-D	30"	42"	30"	35"	79⅛"	60"	½ Hp Single Ph Motor / 8.6 FLA
SPB - 52-D	52"	42"	30"	57"	79¼"	61¾"	1 Hp 3 Ph Motor / 10.8 FLA
SPB - 76-D	76"	42"	30"	85½"	79¼"	63¾"	1½ Hp Single Ph Motor / 14.6 FLA
SPB - 30F-D	30"	74⅛"	30"	39½"	79⅛"	64⅛"	1 Hp 3 Ph Motor / 2 Hp VFD / 10.8 FLA
SPB - 52F-D	52"	74⅛"	30"	61½"	79¼"	63¾"	1½ Hp 3 Ph / 2 Hp VFD / 14.6 FLA
SPB - 76F-D	76"	74⅛"	30"	85½"	79¼"	66⅛"	1½ Hp 3 Ph Motor / 2 Hp VFD / 14.6 FLA

Ducted Standard Equipment

- 18 Gauge galvanized steel construction.
- Class I, Division II LED UL Listed lighting fixture.
- Custom 2 Stage NESHAP filtration.
- Fan, motor, and manometers.
- All parts, switches, hardware, and wire assemblies for complete assembly.
- A Variable Frequency Drive (VFD) is standard on SPB-76 and all "F" (Floor Length) models.



Available Upgrades

- Plug and Play package - Completely assembled and wired (not available for "EXTENDED" models).
- Bright White Powder Coating Package.