

## Designed to Withstand the Elements

# Outdoor Rated Truck & Equipment

### Benchmark Performance

An Outdoor Rated spray paint booth is not simply an indoor booth placed outside. They are engineered from the ground up to withstand the weather, so you can continue your spray painting operations without interruption.

Our Outdoor Rated booths are structurally reinforced with steel support beams, an integrated steel canopy, and NEMA 3R rated electrical components, all ruggedly built to stand up to nature.



**Heated Side Down Draft Spray  
Paint Booth with Quad Doors**



## Great Finishes Start Here!



**Marathon Products are ETL  
Listed for Your Safety!**

**Non Heated Side Down Draft Spray  
Paint Booth with Roll-Up Doors**

# Made to Last, Built to RUN!

# Outdoor Rated Spray Paint Booths



## Intake Filters

Quality Intake filter media is one of the critical components in maintaining a "clean room" type of dust free environment. Marathon Finishing provides high quality filter media with dust lock technology for a dust free finish every time.



## Fans/Motors

Our fans and motors are US made and AMCA certified, with spark resistant aluminum fan blades, high efficiency motors, and belt driven tubeaxial fans. The streamlined belt tunnel ventilates the drive compartment with air from outside the fan housing.



## Exhaust Filters

Our spray booths use only "Industry Standard" sized filters. Easily replaceable from any filter supplier, online, or from Marathon directly. Marathon provides high efficiency fiberglass paint arrestor pads included with purchase.



## Lighting

Marathon takes great care when determining all aspects of illumination (location, orientation, etc.) for all of our spray booths, so you get the best lighting possible in your work space, with UL listed LED fixtures and one year warranty.



## Doors

Our large main doors are single skin construction, which reduces weight. This minimizes long term maintenance issues that may arise. Our smaller (3x7) personnel doors are dual skin, but do not experience problems due to weight.



## Construction

All of our paint booths are made using 18 gauge galvanized steel precision pre punched on center every 6" on 2" companion flanges. All of our spray paint booths are **ETL Listed** to ensure we build to the highest and SAFEST quality standards!



Heated Side Down Draft  
Spray Paint Booth  
with Quad Doors

Call Us Today at **310 791-5601**  
for a Quote & More Information



## Did You Know?

The **ETL Listing** (certification) is confirmation that every aspect of our construction meets or exceeds the build and safety code standards established by NFPA 33. This is important, as your Fire Inspector will require proof of compliance before approval.

# Made to Exceed Your Expectations

All of Marathon's Outdoor Rated spray booths are manufactured using 18 gauge galvanized steel panels, precision cut using CNC equipment.

Our booths are assembled using nut & bolt construction, precision CNC punched every 6" on center of 2" companion flanges, resulting in a rugged structure, that is built to meet or exceed NFPA and OSHA safety requirements.

All of our LED light fixtures are UL listed for their respective applications, and properly distributed throughout the work environment to provide optimal lighting with minimum shadow casting, for a well lit safe work environment.

All of our spray booths are designed to provide a superior experience, simple operation, and easy maintenance using components that are easily sourced and easy to replace.

Marathon Finishing will design, build, and install a spray booth to your exact specifications, to fit your needs, and your available space. Custom does NOT mean more expensive! All of our spray booths are manufactured at our facility in Temecula, CA, and are equipped with components from trusted American manufacturers that deliver quality and safety.

Every day.

Call Us Today at **310 791-5601**  
for a Quote & More Information

Marathon Products are ETL  
Listed for Your Safety!

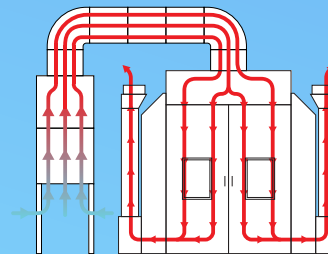


## Outdoor Rated Air Flow Types

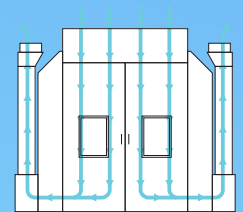
While this brochure shows a Heated Side Down Draft (SDD) spray booth, Outdoor Rated booths can also be configured as as Reverse Air Flow (RAF) or as a Full Down Draft (FDD), and can be Heated or Non-Heated.

The different air flow types are shown here:

### Side Down Draft Featured in this brochure

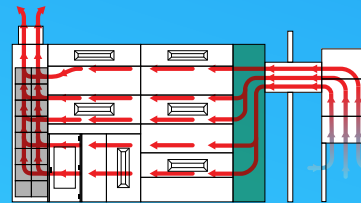


Heated

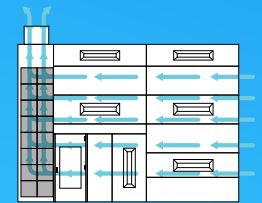


Non-Heated

### Reverse Air Flow

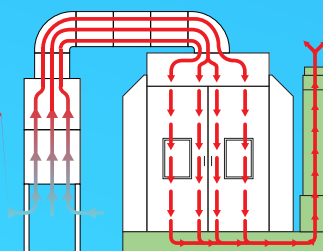


Heated

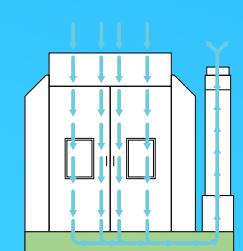


Non-Heated

### Full Down Draft



Heated




Non-Heated

# Engineered to a Higher Standard

Exceptional Engineering Results in Exceptional Quality. Take a Look.


## Outer Shell

The outer protective housing is constructed using coated 26 gauge steel panels that provide exceptional weather protection year round, so that your spray painting operations can continue, even when nature wants you to take a break.




## Inner Structure

The inner steel structure is designed to support the outer housing, but is also integrated into the spray booth itself. This engineering approach strengthens both, creating a single rugged enclosure that is stronger than either by themselves.



## Work Zone

Nestled safely inside all of that is a high quality spray paint booth, designed to provide the absolute best environment for high volume, high quality finishing results that you can find. Filtered incoming air, and highly efficient exhaust air. High quality finishing results are hard to achieve... we make it as easy as possible.



# Great Finishes Start Here!

©2024 Marathon Finishing Systems, Inc. • [www.MarathonSprayBooths.com](http://www.MarathonSprayBooths.com) • 310-791-5601 • [info@MarathonSprayBooths.com](mailto:info@MarathonSprayBooths.com)

**Marathon**  
Finishing Systems